



# 602 Series

## 600lbs Double Screw Electromagnetic Lock

Model **UL602-SL (Monitored Version)**



### Description

600lbs Double Screw EM locks were designed to meet fire/life safety applications by providing an auxiliary locking mechanism that has no moving parts to bind or wear out for trouble free operation. This will ensure inhibited release at all times where they have become extremely prevalent in applications other than fire/life safety. Double screw type for re-inforce grip. Suitable for access controlled & secure areas within buildings.

### Standard Features



Life Safety Applications



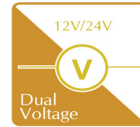
No Residual



Low Energy Consumption



Cost Savings



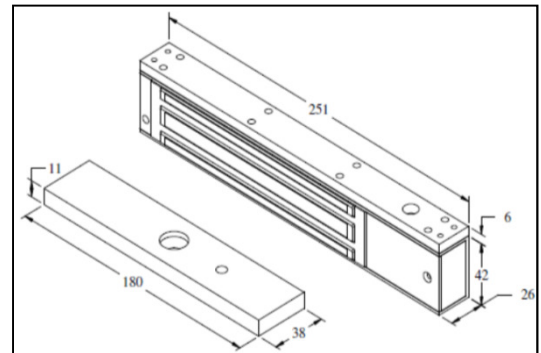
12/24V Selectable



Door Status Monitoring

### Extended Features

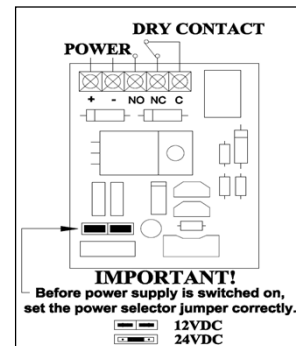
- Lock Status Monitoring Function (LSMF) - *Optional*
- Anodized Aluminium Housing
- CE Compliance



### Specification

	602-SL
<b>Magnet Size</b>	251 X 42 X 26 mm
<b>Armature Size</b>	180 X 38 X 11 mm
<b>Holding Force</b>	Up to 600lbs
<b>Current Drain</b>	480mA±10%/12Vdc / 240mA±10%/24Vdc
<b>Temperature</b>	(-10 to 55)°C (14 to 131)°F
<b>Weight</b>	2.0Kg

### Wiring Diagram



**WARRANTY:-** Algatec EM Lock are warranted against defects in material and workmanship while used in normal service for a period of 5 years from the date of sale to the original customer.

**DISCLAIMER:-** Specifications are subject to change without prior notice.

- Attached photo is for reference purpose only, actual product may varies.

